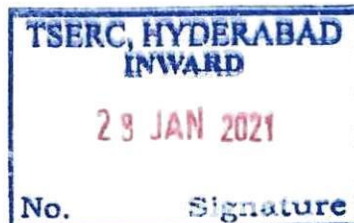




**TELANGANA STATE POWER GENERATION CORPORATION
LIMITED**
(A Govt. Of Telangana Undertaking)

**True up filings
Of
TSGENCO
For the 3rd control period
F.Y. 2014-2019**

Volume 1 of 2



**BEFORE THE
TELANGANA STATE ELECTRICITY REGULATORY COMMISSION
AT HYDERABAD.**

O.P.26 of 2016

In the matter of:

Application for Truing up the **Generation tariff** for the existing stations in accordance with the clause 3.8 of TSERC Regulations 1 of 2019 and Determination of capital cost & tariff in respect of KTPS Stage VII for the 3rd control period (2014-19) under Section 62 of the Electricity Act'2003.

Telangana State Power Generation Corporation Limited,

Applicant

And

Southern Power Distribution Company of Telangana Ltd., & 4Others

Respondents.

**VOLUME-1
INDEX**

<i>ANNEX</i>	<i>DESCRIPTION</i>	<i>PAGE</i>
	Application with supporting affidavit	1-14
A-7	Draft Public Notice	15
A-I	Additional Capitalization/R&M expenditure FY 2014-19 & New Stations year wise capital cost (FY 2104-19)	16
A-2	Computation of Working Capital (FY 2014-19)	17
A-3	Computation of Return on Capital Employed (FY 2014-19)	22
A-4	Summary of Depreciation (FY 2014-19)	27
A-5	Summary of O & M Charges (FY 2014-19)	28
	Actual Interest rates on loans	30
A-6	Computation of Fixed Charges (FY 2014-19)	31
A-7	Adjustment of Year wise True up Fixed charges (FY 2014-19) Based on availability	38
A-8	Year wise Fixed charges claimed (FY 2014-19)	39
A-9	Fixed charges to be claimed after True up (FY 2014-19)	40
Station Wise Forms & Annexure in the formats specified in the Regulations are filed in the separate Volume 2		

BEFORE THE TELANGANA STATE ELECTRICITY REGULATORY COMMISSION
#11-4-660, 5th Floor, Singareni Bhavan, Red Hills, Hyderabad – 500 004.

True up Petition of 2020
In O.P. 26 of 2016

In the matter of:

Application for Truing up the **Generation tariff** for the existing stations in accordance with the clause 3.8 of TSERC Regulations 1 of 2019 and Determination of capital cost & tariff in respect of KTPS Stage VII for the 3rd control period (2014-19) under Section 62 of the Electricity Act'2003.

And in the matter of:

Telangana State Power Generation Corporation Limited,
Vidyut Soudha, Hyderabad – 82. Applicant

Vs

1. Southern Power Distribution Company of Telangana Ltd.,
Mint Compound, Hyderabad – 500 004.
2. Northern Power Distribution Company of Telangana Ltd.,
H.No.2-5-31/2, Corporate Office, Vidyut Bhavan, Nakkalagutta, Hanmakonda,
Warangal – 506001
3. Eastern Power Distribution Company of Andhra Pradesh Ltd.,
P&T Colony, Seethammadhara, Visakhapatnam 530020.
4. Southern Power Distribution Company of Andhra Pradesh Ltd., Srinivasa kalyana
mandapam Backside, Tiruchanoor Road, Kesvayana Gunta, Tirupati -517 501.
5. ESCOMs of Karnataka state

..... Respondents.

**APPLICATION UNDER CLAUSE 3.8 OF TSERC REGULATIONS 1 OF 2019 FOR
TRUING UP OF GENERATION TARIFF& CAPITAL COST of KTPS-VII UNDER
SECTION 62/64 OF THE ELECTRICITY ACT'2003**

1. Telangana State Power Generation Corporation Limited (herein after referred to as “TSGENCO “ or as the “Applicant”) was established as a company registered under the Companies Act 2013 , 19th May 2014 upon coming into force of the Andhra Pradesh Reorganization Act, 2014 with effect from 2nd June 2014.

2. TSGENCO had been generating and supplying electricity to the Transmission Corporation of Telangana State so long as it was the distribution licensee or bulk supply licensee, and thereafter to the four distribution licensees of the undivided State of Andhra Pradesh, viz. Central Power Distribution Co. of Andhra Pradesh Ltd., Southern Power Distribution Co. of Andhra Pradesh Ltd., Eastern Power Distribution Co. of Andhra Pradesh Ltd. and Northern Power Distribution Co. of Andhra Pradesh Ltd.
3. The Central Power Distribution Co. of Erstwhile Andhra Pradesh Ltd was re-named as Southern Power Distribution Co. of Telangana Ltd (the 1st Respondent herein) with its area of supply as a distribution licensee excluding Anantapur and Kurnool Districts which was included in the area of supply of the Southern Power Distribution Co. of Andhra Pradesh Ltd. The Northern Power Distribution Co. of Andhra Pradesh Ltd was re-named as Northern Power Distribution Co. of Telangana Ltd (the 2nd Respondent herein).
4. As per the terms of the AP Reorganization Act, 2014, the erstwhile APGENCO was demerged provisionally and the TSGENCO has been established under companies Act 2013. The applicant (TSGENCO) has filed the tariff application for 3rd control period (2014-19). Subsequently, Hon'ble Commission has been issued the Generation Tariff Order (2014-19), Interlocutory Application (IA) 33 of 2018 and Retail supply Tariff Order (RTO) 2018-19 dated: 05.06.2017, 03.01.2019 & 27.03.2018 respectively. Now, TSGENCO (the applicant) is proposing the application for Truing-up the Generation tariff pertaining to the Existing stations and determination of capital cost & tariff in respect of KTPS- Stage-VII for the control period (2014-19).
5.
 - i. Further, submitted that the energy generated from TSGENCO Thermal stations except KTPP Stage-II had been shared between TSDISCOMs and APDISCOMs in the ratio of 53.89 and 46.11 in terms of the G.O.Ms.No.20 dt: 08.05.2014 up to 10.06.2017 and sharing of power discontinued to APDISCOMs w.e.f 11.06.2017. After that the entire energy availability (100%) of TSGENCO Thermal stations has been allocated to the TSDISCOMs. The Hon'ble Commission also stated the above in the Retail supply Tariff order (RTO) 2017-18.

- ii. In respect of KTPP Stage-II the Entire energy availability (100%) has been drawn by TSDISCOMs
 - ii. The Entire energy availability (100%) of Hydel stations has been allocated to the TSDISCOMs except Priyadarshini Jurala HES (6X39MW).
 - iii. In respect of Priyadarshini Jurala HES (6X39MW), as per the PPA the fixed charges and the energy generated being shared in the ratio of 50:50 between TSDISCOMs and ESCOMs of Karnataka state.
6. The Hon'ble Commission has issued the Generation Tariff Order, (IA) 33 of 2018(Amendment of Nagarjunas Sagar Fixed charges for the FY 2017-18 & 2018-19) and Retail supply Tariff Order (RTO) 2018-19(KTPS Stage-VII Fixed Charges) where in station-wise fixed charges pertaining to existing & new stations are approved and the Capital cost is determined provisionally in respect of KTPP-Stage-II, Lower Jurala HES, Pulichintala HES & NSHES complex (Including NSTPD) and KTPS stage-VII. The fixed charges pertaining to Existing and New stations are provisionally approved for an amount of Rs.20645.98Crs.The details are furnished in the Annexure-A.
7. TSGENCO has claimed the Fixed Charges for the 3rd Control Period (2014-19) of Rs 19374.96 Crs against Rs. 20645.98 Crs. after adjustments of Rs 1271.02 Crs. towards the following:
- a. The stations which have been achieved below normative value of Availability/Capacity index. The adjustments towards non availability of Rs.563.26 Crs.
 - b. The reduced rate of interest on loans (RoCE Component), during the FY2017-18 and FY2018-19 of Rs.360.40Crs.
 - c. The actual liability on pension bonds less than the approved value for the FY2017-18 of Rs.27.88Crs.
 - d. Differed COD of Units in respect of PCHES and KTPS VII of Rs 193.32 Crs
 - e. Phasing out of KTPS (O&M) units of Rs.126.16Crs.
- Note: The adjustment of Fixed Charges in respect of KTPS O&M during the control period (2014-19) duly taking into the consideration of phasing out of the units (Unit-III (60MW) on 20.05.2017, Unit-VI (120MW) on 03.01.2019 and Unit-VIII (120MW) on 14.02.2019.*

The details of the adjustments are furnished in the Annexure- C.

Table 1: The total claimed Fixed Charges during 3rd control period (2014-19) are tabulated:

Rs in Crs

Station	FY2014-15	FY2015-16	FY2016-17	FY2017-18	FY2018-19	FY2014-19
KTPS O&M	501.88	526.67	480.74	460.93	446.15	2416.37
KTPS Stage V	254.52	261.74	268.50	266.35	275.96	1327.07
KTPS Stage VI	590.82	567.22	548.14	506.33	494.25	2706.76
RTSB	20.88	44.90	50.31	51.04	53.35	220.48
KTPP Stage I	596.28	581.63	567.72	524.03	510.71	2780.37
KTPP Stage II	0.00	12.69	629.58	671.85	623.84	1937.96
NSHES	152.92	147.53	145.13	158.00	264.04	867.62
SLBHES	471.36	480.29	467.11	418.48	409.72	2246.96
Small Hydel	31.96	32.23	32.48	31.74	32.18	160.59
Mini Hydel	5.62	5.75	6.77	6.50	6.57	31.21
Pochampadu-II	7.88	7.88	7.87	7.47	7.54	38.64
PJHES	125.96	123.77	121.69	110.72	109.66	591.80
LJHES	0.00	118.70	238.32	269.55	264.73	891.30
PCHEs	0.00	0.00	20.00	37.65	63.00	120.65
Total	2760.08	2911.00	3584.36	3520.64	3561.70	16337.77
Additional interest on pension bonds	469.84	552.96	569.73	596.27	684.34	2873.14
Total	3229.92	3463.96	4154.09	4116.91	4246.04	19210.91
*KTPS VII	0.00	0.00	0.00	0.00	164.05	164.05
Grand total						19374.96

*Note: KTPS Stage –VII the fixed charges are claimed as per the Retail Supply Order FY 2018-19 from COD (i.e 26.12.2018).

8. The Revised fixed charges for true up the Generation Tariff for the 3rd Control period (2014-19) pertaining to the Existing & new stations including KTPS-VII are computed in accordance with 1 of 2008 Regulations, CERC 2014 Regulations, Generation Tariff Order (GTO) and IA No.33/2018.
9. The variation in Revised Fixed Charges are mainly due to the variations in the rate of interest on loans, increase of employee cost for implementation of pay revision commitment (PRC)-2018 & phased out of KTPS (O&M) units, incurred R&M /additional capital expenditure, Differed in COD of Units and Capitalized Expenditure of KTPP stage- II, KTPS stage – VII, Lower Jurala HES & Pulichintala HES etc.

10. The following key points are considered for computation of Revised Fixed Charges:

a. Existing stations

- i. The Gross Fixed Assets (GFA) is arrived by Hon'ble Commission based on the approved R&M expenditure for the FY2014-15 and FY2015-16.
- ii. The Gross Fixed Assets (GFA) for the balance control period (2016-2019) is projected based on actual R&M expenditure / Additional capital expenditure as per the audited accounts.
- iii. The Gross Fixed Assets (GFA) in respect of KTPP-II, Lower Jurala HES, Pulichinthala HES and NSHES (Including Tail pond Dam) is determined provisionally on proposed capital cost by the Hon'ble Commission. Further, the Capitalized expenditure on the above stations is based on actual incurred during the control period 2014-19 as per the audited accounts.

b. New stations

Kothagudem Thermal Power Station Stage-VII (1X800MW) has been constructed at Paloncha (v), Bhadradri Kothagudem district. The capitalized expenditure of Rs. 4604.92Cr. as on 26.12.2018 (COD) is considered as Gross Fixed Assets for the FY 2018-19.

11. The Power Purchase Agreements (PPA) of generating stations in Telangana state entered with Erstwhile Distribution companies were transferred to TSGENCO in terms of G.O.MS. No. 29 dated 31.05.2014. Further, TSGENCO entered Power Purchase

Agreements with TSDISCOMs in respect of KTPP Stage –II, KTPS Stage VII and existing stations after demerger of APGENCO. The details of PPAs are tabulated:

Table2:

S.No	Name of the Generating station	Installed capacity (MW)	PPA Date	Valid Upto	Commissioning/ COD of units
1	KTPS- ABC	420(3X60+ 2X120)	17.09.2019	31.03.2020	04.07.1966 to 10.01.1978
2	KTPS Stage -V	500(2X250)	17.09.2019	31.03.2024	31.03.1997 to 28.02.1998
3	KTPS- Stage- VI	1X500	22.12.2009	22.10.2036	23.10.2011
4	RTS -B	1X62.5	17.09.2019	31.03.2024	17.10.1971
5	KTPP Stage – I	1X500	22.12.2009	13.09.2035	14.09.2010
6	KTPP Stage II	1X600	27.01.2016	23.03.2041	24.03.2016
	Hydel Stations				
7	N' Sagar HES(Main power house & left canal)	875.6(1X110+ 7X100.8 & 2X30)	17.09.2019	31.03.2029	07.03.1978 to 27.09.1992
8	SLBHES	900(6X150)	17.09.2019	31.03.2029	26.01.2001 to 04.09.2003
9	Small Hydel (Singur, Pochampad, Nizam sagar & Palair HES)	54(2X7.5+ 3X9+2X5 & 1X2)	17.09.2019	31.03.2029	07.03.1978 to 31.03.2000
10	Mini hydel (Peddapalli HES)	9.16(6X0.22+3 X0.23+ 2X0.325+ 10X0.5+ 2X0.75)	17.09.2019	31.03.2029	31.03.1986 to 29.01.2004
11	Pochampad -II	1X9	22.12.2009	11.10.2045	12.10.2010
12	Priyadharshini Jurala HES	234(6X39)	19.05.2014	03.08.2046	31.08.2008 to 04.08.2011
13	Lower Jurala HES	240(6X40)	30.12.2010	30.09.2051	19.10.2015 to 01.10.2016
14	Pulichinthala HES	120(4x30)	30.12.2010	07.09.2053	29.09.2016 To 08.09.2018
15	KTPS Stage VII	1X800	19.03.2018	25.12.2043	26.12.2018

12. The details of the GFA along with the R&M/Additional expenditure are tabulated:

a. Existing stations:

Table 3:

(Rs in Crs)

Sl.No	Name of the Station	Capacity MW	GFA approved in GTO	Additions in 2016-17	Additions in 2017-18	Additions in 2018-19	Proposed additions 2016-19
1	KTPS O&M	720	1287.64	6.26	5.62	21.85	33.73
2	KTPS-V	500	2129.31	5.33	1.02	23.39	29.74
3	KTPS VI	500	2398.82	95.60	25.51	11.01	132.13
4	RTS -B	62.5	92.74	0.02	0.50	34.28	34.79
5	KTPP-Stage -I	500	2559.68	0.00	27.83	0.25	28.08
6	NSHES	875.6	1097.41	13.62	700.09	0.65	714.36
7	Srisailam	900	3376.06	0.00	0.00	0.00	0.00
8	Small Hydel	54	120.84	0.00	0.00	0.18	0.18
9	Mini Hydels	9.16	31.35	0.00	0.00	0.00	0.00
10	Pochampad Stage -II	9	29.60	0.00	0.14	0.00	0.14
11	PJHES	234	688.91	0.00	0.88	2.12	3.00
	Total		13812.36	120.83	761.59	93.73	976.15

b. New stations

Sl. No.	Name of the Station	Capacity MW	Additions 2015-16	Additions 2016-17	Additions 2017-18	Additions 2018-19	Additions 2014-19
12	KTPP-II	600	3039.35	6.42	314.97	45.090	3405.83
13	LJHES	240	1141.99	400.76	6.44	6.72	1555.90
14	PCHES	120	0.00	226.98	215.65	2.67	445.31
15	KTPS VII	800	0.00	0.00	0.00	4605.018	4605.02

13. Fixed Charges Parameters of Tariff Determination

1. Return on Capital Employed(Including Working capital)
2. Depreciation
3. Operation and Maintenance Expenses.
4. Income Tax as per actual.
5. Other expenditure

13.1 Return on Capital Employed (RoCE):

- i. Debt-Equity Ratio (D/E) is considered as 70:30 as per Clause 10.13.
- ii. The weighted average rate of interest on loan & weighted average variable rate is considered on station-wise to the respective financial year for the control period.
- iii. Return on Equity @ 15.5% on 30% Net Fixed Asset(NFA) .
- iv. Return on Equity (RoE) is considered @16% in respect of KTPS Stage VII since it has been constructed within the time line (The additional Return on Equity of 0.5% as per CERC 2014 Regulations).
- v. Station-wise Working Capital is computed in accordance with Clause 12.4.
The details are furnished in Annexure A2.

The summary of the station-wise computation of RoCE is furnished at Annexure A3.

13.2 Depreciation

- i. The amount of Depreciation is considered as per Generation Tariff Order Dt: 05.06.2017 & I.A. No 33 of 2018 Order dated: 03.01.2019(NSHES Complex) in respect of Existing stations except KTPS (O&M). The Depreciation is computed as per CERC '2014 Regulations @ 5.28% in respect of KTPS-VII. The depreciation on the additional capitalization proposed during the period from FY2016-19 will be claimed in the subsequent control period for the balance life of the project after approval of the proposed capital cost by the Hon'ble commission.
- ii. The balance depreciable value of KTPS O&M is spread over the control period 2014-19 (five years) & FY2019-20 of subsequent control period (2019-24) due to phasing out of Units (31.03.2020).

The summary of the station-wise computation of Depreciation are furnished at Annexure A4.

13.3 Operation & Maintenance expenses:

- i. The O&M expenses are as allowed by the commission vide Generation Tariff Order dated: 05.06.2017 except New Hydel Stations (Lower Jurala & Pulichintala HES). The O&M expenses of Lower Jurala & Pulichintala HES are computed as per 1 of 2008 regulations.
- ii. The increase of employee cost on account of Pay Revision for the FY2018-19 has been arrived @20% increase in O&M expenses (i.e enhancement of employee cost is 40% which translates to 20% increase in O&M expenses).
- iii. The O&M expenses in respect of KTPS Stage VII is computed in accordance with CERC 2014 Regulations (for the FY 2018-19 @18.38 Lakhs/MW) and 40% increased towards PRC.

The summary of the station-wise computation of O&M expenses are furnished at *Annexure A-5*.

13.4 Income Tax as per actual.

The Income tax paid is to be allowed at actual as an additional pass-through in terms of Clause 12.5 of the Regulation, and claimed on the basis of actual payment from time to time. The Income tax paid by TSGENCO during the period FY 2014-19 for an amount of Rs.102.14 Crs included in the True up claim.

13.5 Other expenditure

- i. The actual interest on pension bonds over & above the schedule interest of Rs. 3335.91Crs.
- ii. Water Charges & Water Cess of Rs 66.38 Crs
- iii. IT (SAP/ FLM) expenditure of Rs 3.48 Crs.

14 .Variable Costs:

The Variable costs for the energy supplied from the thermal generating stations are computed on the basis of the operating norms specified in the Regulations and in accordance with the provisions of Clause 13.1 of the 1 of 2008 Regulation.

The station wise weighted average variable cost is considered from respective financial year FCA for the control period (2014-19) for computation of working capital. The detailed are tabulated :

Table 4: weighted average variable cost

(Rs. /kWh)

Station	FCA (2014-15)	FCA (2015-16)	FCA (2015-16)	FCA (2017-18)	FCA (2018-19)
KTPS O&M	2.67	2.57	2.72	2.94	3.20
KTPS V	2.19	2.21	2.32	2.66	2.82
KTPS-VI	3.39	2.89	2.93	3.04	3.13
RTS-B	2.63	3.03	3.15	2.96	2.94
KTPP-I	2.47	2.68	2.76	2.77	3.34
KTPP-II	NA	2.48	2.44	2.49	2.92
KTPS -VII	NA	NA	NA	NA	2.92

15. Incentives & Secondary Energy charges

The incentives for generation beyond the Target Plant Load Factor for thermal generating stations and the secondary energy charges for generation beyond the design energy for hydel generating stations claimed annually at the rates specified in the Regulation.

16. Reservation

Nothing in this application be construed as any admission or to prejudice any disputes, issues, dissensions or contentions of the TSGENCO and/or the State of Andhra Pradesh, whether raised hitherto or hereafter, on any matter arising out of the provisions of the A.P. Reorganization Act, 2014, or otherwise, including but not limited to issues relating to the supply of power from the TSGENCO generating stations to the Distribution Companies or the validity of the PPAs.

Nothing in this application be construed to limit or affect the provisional nature of any valuation of any asset or liability by or under any transfer scheme or otherwise, and provision may be made to give full consequential effect for any variation or upon any finalization of the same hereafter.

Chairman & Managing Director
Telangana State Power Generation Corporation Ltd.
Vidyut Soudha, Hyderabad - 500 082.

17. The Revised Fixed Charges (True up) pertaining to the existing & new stations for the 3rd Control period (FY 2014-19) based on normative availability is of Rs 21118.57 Crs. The details are tabulated:

Table 5:

Rs in Crs

Station	FY2014-15	FY2015-16	FY2016-17	FY2017-18	FY2018-19	FY2014-19
KTPS O&M	554.32	570.03	593.06	577.45	638.25	2933.11
KTPS Stage V	260.63	268.21	277.20	276.55	324.73	1407.32
KTPS Stage VI	591.09	567.64	542.30	523.72	537.93	2762.69
RTSB	43.56	48.66	51.62	51.76	62.51	258.12
KTPP Stage I	571.41	561.04	536.80	502.92	520.99	2693.16
KTPP Stage II	0.00	12.18	733.66	711.30	739.27	2196.41
NSHES	154.66	149.34	142.62	157.89	264.88	869.38
SLBHES	496.40	482.35	469.26	455.77	452.37	2356.14
Small Hydel	32.17	32.45	32.71	32.94	37.73	167.99
Mini Hydel	5.63	5.77	6.79	6.81	7.59	32.60
Pochampadu-II	7.85	7.71	7.69	7.45	8.24	38.94
PJHES	124.61	122.74	117.02	109.53	112.55	586.45
LJHES	0.00	105.38	227.10	274.00	273.85	880.33
PCHEs	0.00	0.00	19.63	44.65	75.76	140.05
Total	2842.33	2933.50	3757.46	3732.74	4056.65	17322.69
Additional interest on pension bonds	504.30	593.88	612.16	641.11	984.46	3335.91
Total	3346.63	3527.38	4369.62	4373.85	5041.11	20658.60
Water royalty	10.05	7.55	16.56	16.37	15.85	66.38
IT (SAP/FLM)				2.2	1.28	3.48
Total	3356.68	3534.93	4386.18	4392.42	5058.24	20728.46
KTPS VII	0.00	0.00	0.00	0.00	287.97	287.97
Total	3356.68	3534.93	4386.18	4392.42	5346.21	21016.43
Income tax paid	23.42	14.64	34.12	29.96	-	102.14
Grand Total	3380.1	3549.57	4420.3	4422.38	5346.21	21118.57

18. Determination of capital cost & tariff in respect of KTPS Stage VII

The proposed fixed charges in respect of KTPS Stage-VII of Rs.287.97 Crs from COD of the Station (26.12.2018) as against the claim of fixed charges of Rs.164.05Crs as per RTO 2018-19 for FY2018-19.

19. It is to submit that, the review petition has been filed on 19.08.2017, requested Hon`ble commission to consider certain variations in the generation tariff order dated: 05.06.2017 and the appropriate orders/directions are due from Hon`ble commission. Further the True-up application is made without considering the variations submitted to the Hon`ble Commission in the review petition. The differential fixed charges, if any, will be claimed after finalizing the review petition by Hon`ble Commission. The details of the review petition are furnished in the Annexure-G.


20. Payment of Application Fee:-

The Applicant has submitted the Bankers cheque No.326079 dt.21.11.2020 SBI, Vidyut Soudha Branch, Hyderabad for Rs 25000/- towards fee for True up Application.

21. Main Prayer

For the above reasons and for such other and/or further reasons and grounds as may be urged at the time of hearing, the Applicant prays that the Hon`ble Commission may be pleased to

- a) Accept and take on record the Application for true up the generation tariff for the control period (2014-2019) under clause 3.8 of TSERC Regulations 1 of 2019; and
- b) Determine the capital cost & tariff in respect of KTPS Stage VII.
- c) Approve the revised fixed charges for True up the Generation Tariff for the 3rd control period (2014-2019) for the supply of electricity generated by the Applicant from its various power generating stations to the Distribution Licensees at the rates proposed by the Applicant and/or as otherwise determined by the Hon`ble Commission in accordance with law and/or as the Hon`ble Commission considers fit in the facts and circumstances of the case.


Signature of the applicant
Chairman & Managing Director
TSGENCO.

Chairman & Managing Director
Telangana State Power Generation Corporation Ltd.
Vidyut Soudha, Hyderabad - 500 082.

**BEFORE THE
TELANGANA STATE ELECTRICITY REGULATORY COMMISSION
AT HYDERABAD**

**True up Petition of 2020
in
O.P. 26 of 2016**

In the matter of:

Application for Truing up the **Generation tariff** for the existing stations in accordance with the clause 3.8 of TSERC Regulations 1 of 2019 and Determination of capital cost & tariff in respect of KTPS Stage VII for the 3rd control period (2014-19) under Section 62 of the Electricity Act'2003.

And in the matter of:

Telangana State Power Generation Corporation Limited, Vidyut Soudha, Hyderabad 500082.

.....Applicant

And


1. **Southern Power Distribution Company of Telangana Ltd.,** Mint Compound, Hyderabad 500 004
2. **Northern Power Distribution Company of Telangana Ltd.,** at H.No.2-5-31/2, Corporate Office, Vidyut Bhavan, Nakkalagutta, Hanmakonda, Warangal – 506001
3. **Eastern Power Distribution Company of Andhra Pradesh Ltd.,** P&T Colony, Seethammadhara, Visakhapatnam 530020.
4. **Southern Power Distribution Company of Andhra Pradesh Ltd.,** Srinivasa kalyana mandapam Backside, Tiruchanoor Road, Kesvayana Gunta, Tirupati-517 501.
5. **ESCOMs of Karnataka state, Bangalore.**

.....Respondents

AFFIDAVIT VERIFYING THE APPLICATION

I D. Prabhakar Rao, son of Shri. D.Pashupathi Rao, working for gain at Telangana State Power Generation Corporation Ltd. do solemnly affirm and say as follows:

a) I am the Chairman and Managing Director of Telangana State Power Generation Corporation Ltd being a company in the business of generating electricity in state of Telangana. I am competent and duly authorized by Telangana State Power



13

79 DEC 2020

Chairman & Managing Director
Telangana State Power Generation Corporation Ltd.
Vidyut Soudha, Hyderabad - 500 082.

Generation Corporation Ltd. to affirm, swear, execute and file this affidavit in the present proceedings

b) I have read and understood the contents of the accompanying filing of proposals for determination of tariff for supply of electricity by Telangana State Power Generation Corporation Ltd. for the control period 2014-2019. The statements made in the paragraphs of the accompanying application now shown to me are true to the best of my Knowledge derived from the official records made available to me and are based on information and advice received which I believe to be true and correct.

b. h. d.
Deponent

Chairman & Managing Director
Telangana State Power Generation Corporation Ltd.
Vidyut Soudha, Hyderabad - 500 082.

Solemnly affirmed before me at Hyderabad
On this December 2020

Notary

VERIFICATION:

I, the above named Deponent solemnly affirm at Hyderabad on this Day of December 2020 that the contents of the above affidavit are true to my knowledge, no part of it is false and nothing material has been concealed there from.



ATTESTED
A.B. Narsing Rao
A.B. NARSING RAO
B.Sc., LL.B
ADVOCATE & NOTARY
H. No. 1-7-631/2/E, Gemini Colony
Ramnagar, Musheerabad
Hyderabad-48 T S India

b. h. d.
Deponent

Chairman & Managing Director
Telangana State Power Generation Corporation Ltd.
Vidyut Soudha, Hyderabad - 500 082.

Entered in the Notarial Register

SI.No. *3289* Page No. *100* DL *19/12/20*

19 DEC 2020

ANNEXURE-A7

BEFORE THE
TELANGANA STATE ELECTRICITY REGULATORY COMMISSION
5th FLOOR, SINGARENI BHAVAN, RED HILLS, HYDERABAD

PUBLIC NOTICE

Notice is hereby given to all that **Telangana State Power Generation Corporation Ltd. (TSGENCO)**, a company in the business of generation of electricity, has submitted the Application for **True up the Generation Tariff for supply of Electricity to Distribution Licensees for the control period 2014-2019** which has been taken on record by the Hon'ble Commission in OP No 26 of 2016.

A copy of the Application together with all annexure thereto is available on the website of TSGENCO at www.tsgenco.co.in and on the website of the TSERC at WWW.TSERC.GOV.IN. Copies of the Application may be obtained on written application from the Chief Engineer (Coal & Commercial), TSGENCO, Vidyut Soudha, Hyderabad 500082 by e-mail free of cost or as hard copy on payment of the cost of photo-copying and postage if any. The Application may also be inspected at the aforesaid office.

Objections or suggestions if any on tariffs proposed by TSGENCO, together with supporting material may be filed with the Secretary, TSERC, at the address mentioned above, in person or through Registered Post, so as to reach him on or before _____, along with proof of service of the same on Chief Engineer (Coal & Commercial), TSGENCO, Vidyut Soudha, Hyderabad 500082. The objections/suggestions should be filed duly signed and should carry full name and postal address of the person(s) sending the objections/suggestions. If the objections are filed on behalf of any organization or any category of consumers, it should be so mentioned and if the objector also wants to be heard in person, it may also be specifically mentioned so.

After perusing the objections/suggestions received, the Hon'ble Commission may notify the dates for hearing as it considers appropriate.


BY ORDER OF THE COMMISSION
CHAIRMAN AND MANAGING DIRECTOR,
TSGENCO.
Chairman and Managing Director
Telangana State Power Generation Corporation Ltd.
Vidyut Soudha, Hyderabad - 500 082.

Hyderabad, (Date)


Annexure A-I															
GFA with additions (FY 2014-15 to 2018-19)															
SL.No	Name of the Station	Capacity MW	Approved GFA FY2009-13	Additions in 2009-14	Approved GFA as on 01.04.2014	Additions in 2014-15	GFA as on 01.04.2015	Additions in 2015-16	GFA as on 01.04.2016	Additions in 2016-17	GFA as on 01.04.2017	Additions in 2017-18	GFA as on 01.04.2018	Additions in 2018-19	Rs in Crs GFA as on 01.04.2019
1	KTPS O&M	720	959.69	227.98	1187.67	48.13	1235.80	51.84	1287.64	6.26	1200.63	5.62	1112.87	21.85	773.20
2	KTPS-V	500	2080.07	41.23	2121.30	6.21	2127.51	1.80	2129.31	5.33	2134.64	1.02	2135.66	23.39	2159.05
3	KTPS VI	500	2359.60	28.92	2388.52	9.79	2398.31	0.51	2398.82	95.60	2494.42	25.51	2519.93	11.01	2530.95
4	RTS -B	62.5	59.65	6.32	65.97	20.12	86.09	6.65	92.74	0.02	92.76	0.50	93.26	34.28	127.53
5	KTPP-Stage -I	500	2529.96	0.00	2529.96	18.45	2548.41	11.27	2559.68	0.00	2559.68	27.83	2587.51	0.25	2587.76
6	KTPP-II	600	0.00	0.00	0.00	0.00	3039.35	0	3039.35	6.42	3045.77	314.97	3360.74	45.090	3405.83
7	Nagarjuna Complex (Main & Left canal	875.6	1071.71	24.22	1095.93	1.48	1097.41	0.00	1097.41	13.62	1248.02	700.09	1948.10	0.65	1948.75
8	Srisailem LBHES	900	3367.99	7.67	3375.66	-2.97	3372.69	3.37	3376.06	0.00	3376.06	0.00	3376.06	0.00	3376.06
9	Small Hydel(Pochampad -I ,Singur , Nizam sagar & Palair	54	118.71	1.88	120.59	0.25	120.84	0.00	120.84	0.00	120.84	0.00	120.84	0.18	121.02
10	Mini Hydels(Pedda pally)	9.16	30.78	0.52	31.30	0.04	31.35	0.00	31.35	0.00	31.35	0.00	31.35	0.00	31.35
11	Pochampad Stage -II	9	29.36	0.24	29.60	0.00	29.60	0.00	29.60	0.00	29.60	0.14	29.74	0.00	29.74
12	Priya dharshini Jurala	234	670.15	16.96	687.11	0.62	687.73	1.18	688.91	0.00	688.91	0.88	689.79	2.12	691.91
13	Lower Jurala HES	240	0	0	0	0	1141.99	1141.99	1515.33	27.42	1542.75	6.44	1549.18	6.72	1555.90
14	Pulchinthala HES	120	0	0	0	0	0.00	0.00	226.98	226.98	364.48	78.15	442.63	2.67	445.31
	Total	5324.26	13277.67	355.94	13633.62	102.12	17917.08	1218.61	18594.02	381.66	18929.91	1161.13	19997.66	148.21	19784.35
	New station														
15	KTPS VII	800	0.00		0.00	0.00	0.00	0.00	0.00	0.00	0.00	0.00	4604.92	0.098	4605.02


 Chief Engineer
 Coal & Commercial
 TSGENCO, V.S., Hyderabad-82.

Annexure-A2							
Working Capital (FY2014-15)							(Rs in Crs)
Sl.No	Name of the Station	Capacity (MW)	Cost of Fuel (30 days)	O&M (1Month)	Spares	Receivables (2 Months)	Working Capital
1	KTPS O&M	720	108.06	31.08	43.89	308.50	491.52
2	KTPS-V	500	63.95	11.95	33.78	171.33	281.01
3	KTPS VI	500	98.99	8.00	24.84	296.49	428.32
4	RTS -B	62.5	9.24	2.70	0.60	25.74	38.27
5	KTPP-I	500	72.12	8.00	26.31	239.48	345.92
6	KTPP Stage -II	0	0.00	0	0.00	0.00	0
7	Nagarjuna Complex	875.6	0.00	4.24	23.71	25.78	53.72
8	Srisaalam LBHES	900	0.00	3.44	48.35	82.73	134.52
9	Small Hydel(Pochampad -I ,Singur , Nizam sagar& Palair HES)	54	0.00	1.54	2.48	5.36	9.39
10	Mini Hydels(Peddapally HES)	9.16	0.00	0.26	0.45	0.94	1.65
11	Pochampad Stage -II	9	0.00	0.26	0.31	1.31	1.88
12	Priyadharshini Jurala	234	0.00	1.62	7.14	20.77	29.53
13	Lower Jurala HES	0	0	0	0.00	0.00	0
14	Pulichinthala HES	0	0	0	0.00	0.00	0
	Grand Total	4364.26	352.36	73.09	211.86	1178.44	1815.74


 Chief Engineer
 Coal & Commercial
 TSGENCO, V.S., Hyderabad-502


Annexure-A2							
Working Capital(FY2015-16)							
	Name of the Station	(Rs in Crs)					
Sl.No	Thermal Station	Capacity	Cost of Fuel (30 days)	O&M (1Month)	Spares	Recievables (2 Months)	Working Capital
1	KTPS O&M	720	104.30	33.03	46.14	303.60	487.06
2	KTPS-V	500	64.71	12.70	35.20	174.12	286.73
3	KTPS VI	500	84.62	8.51	25.94	263.85	382.91
4	RTS -B	62.5	10.67	2.87	0.83	29.46	43.83
5	KTPP-I	500	78.47	8.51	27.56	250.45	364.98
6	KTPP-Stage - II	600	92.58	9.19	30.39	278.05	410.21
7	Nagarjuna Complex	875.6	0.00	4.41	24.67	24.89	53.97
8	Srisailam LBHES	900	0.00	3.58	50.25	80.39	134.22
9	Small Hydels(Pochampad -I ,Singur , Nizam sagar& Palair HES)	54	0.00	1.61	2.59	5.41	9.60
10	Mini Hydels(Peddapally HES)	9.16	0.00	0.27	0.47	0.96	1.70
11	Pochampad Stage -II	9	0.00	0.27	0.32	1.28	1.87
12	Priyadharshini Jurala	234	0.00	1.68	7.44	20.46	29.57
13	Lower Jurala HES	80	0.00	1.71	11.42	37.37	50.51
14	Pulichinthala HES	0	0.00	0.00	0.00	0.00	0.00
	Grand Total	5044.26	435.35	88.32	263.21	1470.28	2257.17


 Chief Engineer
 Coal & Commercial
 TSGENCO, V.S., Hyderabad-82.

Annexure-A2							
Working Capital(FY2016-17)							
Sl.No	Name of the Station	Capacity (MW)	Cost of Fuel (30 days)	O&M (1Month)	Spares	Receivables (2 Months)	Working Capital
1	KTPS O&M	720	110.08	35.11	48.53	319.01	512.72
2	KTPS-V	500	67.74	13.50	36.62	181.69	299.56
3	KTPS VI	500	85.56	9.04	26.98	261.50	383.08
4	RTS -B	62.5	11.07	3.05	0.93	30.74	45.78
5	KTPP-I	500	80.59	9.04	28.78	250.65	369.06
6	KTPP-Stage - II	600	90.84	9.76	31.61	303.96	436.17
7	Nagarjuna Complex	875.6	0.00	4.59	25.66	23.77	54.02
8	Srisailem LBHES	900	0.00	3.72	52.29	78.21	134.22
9	Small Hydels(Pochampad -I ,Singur , Nizam sagar& Palair HES)	54	0.00	1.67	2.69	5.45	9.81
10	Mini Hydels(Peddapally HES)	9.16	0.00	0.28	0.49	1.13	1.90
11	Pochampad Stage -II	9	0.00	0.28	0.33	1.28	1.89
12	Priyadharshini Jurala	234	0.00	1.75	7.75	19.50	29.00
13	Lower Jurala HES	240	0.00	2.36	15.76	50.85	68.98
14	Pulichinthala HES	30	0.00	0.34	2.27	6.49	9.10
	Grand Total	5234.26	445.88	94.49	280.69	1534.23	2355.29


 Chief Engineer
 Coal & Commercial
 TSGENCO, V.S., Hyderabad-82.

Annexure-A2							
Working Capital(FY2017-18)							
							(Rs in Crs)
Sl.No	Name of the Station	Capacity MW	Cost of Fuel (1 Month)	O&M (1Month)	Spares	Receivables (2 Months)	Working Capital
1	KTPS O&M	668.1	110.41	34.63	50.53	317.06	512.63
2	KTPS-V	500	77.67	14.35	38.14	201.44	331.60
3	KTPS VI	500	88.77	9.61	29.06	264.82	392.26
4	RTS -B	62.5	10.40	3.24	0.97	29.42	44.03
5	KTPP-I	500	80.88	9.61	29.93	245.59	366.01
6	KTPP-Stage - II	600	92.70	10.38	32.94	303.96	439.98
7	Nagarjuna Complex	875.6	0.00	4.77	26.82	26.31	57.91
8	Srisaïlam LBHES	900	0.00	3.87	54.39	75.96	134.22
9	Small Hydels(Pochampad -I ,Singur , Nizam sagar& Palair HES)	54	0.00	1.74	2.80	5.49	10.02
10	Mini Hydels(Peddapally HES)	9.16	0.00	0.30	0.51	1.13	1.94
11	Pochampad Stage -II	9	0.00	0.29	0.35	1.24	1.88
12	Priyadharshini Jurala	234	0.00	1.82	8.06	18.25	28.13
13	Lower Jurala HES	240	0.00	2.41	16.67	45.67	64.75
14	Pulichinthala HES	90	0.00	0.57	3.79	11.87	16.23
	Grand Total	5242.36	460.83	97.58	294.96	1548.22	2401.59


 Chief Engineer
 Coal & Commercial
 TSGENCO, V.S., Hyderabad-82.

Annexure-A2							
Working Capital(FY2018-19)							
							(Rs in Crs)
Sl.No	Name of the Station	Capacity (MW)	Cost of Fuel (30 days)	O&M (1Month)	Spares	Recievables (2 Months)	Working Capital
1	KTPS O&M	616.38	110.87	40.75	52.61	328.11	532.35
2	KTPS-V	500	82.34	18.31	39.68	218.81	359.14
3	KTPS VI	500	91.40	12.26	30.48	272.45	406.59
4	RTS -B	62.5	10.33	4.13	1.01	31.08	46.55
5	KTPP-I	500	97.53	12.26	31.12	281.89	422.80
6	KTPP-Stage - II	600	108.71	13.23	37.53	340.63	500.11
7	Nagarjuna Complex	875.6	0.00	5.96	28.06	44.15	78.16
8	Srisaillam LBHES	900	0.00	4.83	56.56	75.40	136.79
9	Small Hydrel(Pochampad -I ,Singur , Nizam sagar& Palair HES)	54	0.00	2.17	2.91	6.29	11.37
10	Mini Hydels(Peddapally HES)	9.16	0.00	0.37	0.53	1.27	2.16
11	Pochampad Stage -II	9	0.00	0.36	0.36	1.37	2.10
12	Priyadharshini Jurala	234	0.00	2.27	8.39	18.76	29.41
13	Lower Jurala HES	240	0.00	3.00	17.41	45.64	66.05
14	Pulichinthala HES	120	0.00	0.83	4.76	14.18	19.76
	Grand Total	5220.64	501.18	120.72	311.42	1680.02	2613.34
	New Station						
15	KTPS VII	800	144.95	17.64	46.05	472.38	681.02

Annexure - A3									
Return on Capital Employed (RoCE) (FY2014-15)									
Name of the Station	Rs in Cr								
	G.F.A.	Accumulated depreciation	Net Block	Working Capital	Capital Employed	WACC	RoCE (Rs in Cr)	Equity	Wt avg Loan
KTPS O&M	1187.67	804.20	383.47	491.52	874.99	13.40%	117.25	15.50%	12.50%
KTPS-V	2121.30	1621.73	499.57	281.01	780.58	13.40%	104.60	15.50%	12.50%
KTPS VI	2388.52	408.84	1979.68	428.32	2408.00	13.02%	313.40	15.50%	11.95%
RTS -B	65.97	40.99	24.98	38.27	63.25	13.40%	8.48	15.50%	12.50%
KTPP-I	2529.96	636.88	1893.08	345.92	2239.00	13.02%	291.56	15.50%	11.96%
KTPP Stage -II	0.00	0.00	0.00	0.00	0.00	0.00%	0.00	0.00	0.00%
Nagarjuna Complex	1095.93	635.50	460.43	53.72	514.16	13.40%	68.90	15.50%	12.50%
Srisailam LBHES	3375.66	963.92	2411.74	134.52	2546.26	13.40%	341.20	15.50%	12.50%
Small Hydel(Pochampad -I ,Singur , Nizam sagar& Palair HES)	120.59	58.04	62.55	9.39	71.94	13.40%	9.64	15.50%	12.50%
Mini Hydel (Peddapally HES)	31.30	14.58	16.72	1.65	18.38	13.40%	2.46	15.50%	12.50%
Pochampad Stage -II	29.60	3.24	26.36	1.88	28.24	13.30%	3.75	15.50%	12.35%
Priyadharshini Jurala	687.11	89.68	597.43	29.53	626.96	13.15%	82.43	15.50%	12.14%
Lower Jurala HES	0.00	0.00	0.00	0.00	0.00	0.00%	0.00	0.00	0.00
Pulichinthala HES	0.00	0.00	0.00	0.00	0.00	0.00%	0.00	0.00	0.00
Total	13633.62	5277.60	8356.02	1815.74	10171.76				


 Chief Engineer
 Coal & Commercial
 TSGENCO, V.S., Hyderabad-82

Annexure - A3									
Return on Capital Employed (RoCE) (FY2015-16)									
Rs in Cr									
Name of the Station	G.F.A.	Accumulated depreciation	Net Block	Working Capital	Capital Employed	WACC	RoCE	Equity	Wt avg Loan
KTPS O&M	1235.80	868.37	367.43	487.06	854.49	12.82%	109.54	15.50%	11.67%
KTPS-V	2127.51	1634.36	493.15	286.73	779.88	13.40%	104.50	15.50%	12.50%
KTPS VI	2398.31	590.53	1807.78	382.91	2190.69	12.96%	283.89	15.50%	11.87%
RTS -B	86.09	43.70	42.39	43.83	86.22	13.40%	11.55	15.50%	12.50%
KTPP-I	2548.41	820.73	1727.68	364.98	2092.66	13.13%	274.70	15.50%	12.11%
KTPP Stage -II	3039.35	0.00	3039.35	410.21	3449.56	12.96%	9.77	15.50%	11.87%
Nagarjuna Complex	1097.41	670.35	427.06	53.97	481.04	13.40%	64.46	15.50%	12.50%
Srisailem LBHES	3372.69	1077.83	2294.86	134.22	2429.08	13.40%	325.50	15.50%	12.50%
Small Hydrl (Pochampad -I ,Singur , Nizam sagar& Palair HES)	120.84	62.04	58.80	9.60	68.40	13.40%	9.17	15.50%	12.50%
Mini Hydrl (Peddapally)	31.35	14.61	16.74	1.70	18.44	13.40%	2.47	15.50%	12.50%
Pochampad Stage -II	29.60	4.24	25.36	1.87	27.23	12.81%	3.49	15.50%	11.66%
Priyadharshini Jurala	687.73	112.47	575.26	29.57	604.83	13.19%	79.78	15.50%	12.20%
Lower Jurala HES	1141.99	0.00	1141.99	50.51	1192.50	13.28%	74.43	15.50%	12.33%
Pulichinthala HES	0.00	0.00	0.00	0.00	0.00	0.00%	0.00	0.00	0.00%
Total	17917.08	5899.23	12017.85	2257.17	14275.02		1353.25		


 Chief Engineer
 Coal & Commercial
 TSGENCO, V.S., Hyderabad-82.

Annexure -A3									
Return on Capital Employed (RoCE) (FY2016-17)									
Rs in Cr									
Name of the Station	G.F.A.	Accumulated depreciation	Net block	Working Capital	Capital Employed	WACC	RoCE	Equity	Wt avg Loan
KTPS O&M	1287.64	932.54	355.10	512.72	867.82	12.40%	107.60	15.50%	11.07%
KTPS-V	2129.31	1645.67	483.64	299.56	783.20	13.40%	104.95	15.50%	12.50%
KTPS VI	2398.82	772.22	1626.60	383.08	2009.68	12.55%	252.13	15.50%	11.28%
RTS -B	92.74	46.41	46.33	45.78	92.11	13.40%	12.34	15.50%	12.50%
KTPP-I	2559.68	1005.01	1554.67	369.06	1923.73	12.63%	242.97	15.50%	11.40%
KTPP Stage -II	3039.35	0.00	3039.35	436.17	3475.52	13.00%	451.85	15.50%	11.93%
Nagarjuna Complex	1097.41	702.28	395.13	54.02	449.15	12.44%	55.88	15.50%	11.13%
Srisaïlam LBHES	3376.06	1191.74	2184.32	134.22	2318.54	13.40%	310.69	15.50%	12.50%
Mini Hydel Pochampad -I, Singur, Nizam sagar & Dulapalle (HES)	120.84	66.05	54.79	9.81	64.60	13.40%	8.66	15.50%	12.50%
Mini Hydel (Peddapally)	31.35	14.64	16.71	1.90	18.61	13.40%	2.49	15.50%	12.50%
Pochampad Stage -II	29.60	5.24	24.36	1.89	26.25	12.71%	3.34	15.50%	11.52%
Priyadharshini Jurala	688.91	135.26	553.65	29.00	582.65	12.57%	73.26	15.50%	11.32%
Lower Jurala HES	1515.33	21.29	1494.04	68.98	1563.01	12.67%	147.34	15.50%	11.45%
Pulichinthala HES	226.98	0.00	226.98	9.10	236.08	12.49%	14.86	15.50%	11.20%
Total	18594.02	6538.35	12055.67	2355.29	14410.96		1788.36		


 Chief Engineer
 Coal & Commercial
 TSGENCO, V.S., Hyderabad-82.

Annexure -A3									
Return on Capital Employed (RoCE) (FY2017-18)									
Rs in Cr									
Name of the Station	GFA	Accumulated depreciation	Net block	Working Capital	Capital Employed	WACC	RoCE	Equity rate	Wt avg Loan rate
KTPS O&M	1200.63	924.86	275.76	512.63	788.39	12.40%	97.75	15.50%	11.07%
KTPS-V	2134.64	1655.92	478.72	331.60	810.32	11.62%	94.12	15.50%	9.95%
KTPS VI	2494.42	953.91	1540.51	392.26	1932.77	11.73%	226.71	15.50%	10.11%
RTS -B	92.76	49.12	43.64	44.03	87.67	11.62%	10.18	15.50%	9.95%
KTPP-I	2559.68	1190.36	1369.32	366.01	1735.33	11.73%	203.50	15.50%	10.11%
KTPP Stage -II	3045.77	164.67	2881.10	439.98	3321.08	12.52%	415.73	15.50%	11.24%
Nagarjuna Complex	1248.02	733.95	514.07	57.91	571.98	11.62%	66.44	15.50%	9.95%
Srisailem LBHES	3376.06	1305.65	2070.41	134.22	2204.63	13.40%	295.42	15.50%	12.50%
Small Hydel(Pochampad -I ,Singur , Nizam sagar& Palakur HES)	120.84	70.05	50.79	10.02	60.81	13.40%	8.15	15.50%	12.50%
Mini Hydel(Peddapally)	31.35	15.54	15.81	1.94	17.74	13.40%	2.38	15.50%	12.50%
Pochampad Stage -II	29.60	6.24	23.36	1.88	25.24	11.72%	2.96	15.50%	10.10%
Priyadharshini Jurala	688.91	158.05	530.86	28.13	558.99	11.62%	64.93	15.50%	9.95%
Lower Jurala HES	1542.75	79.94	1462.81	64.75	1527.56	11.66%	178.17	15.50%	10.02%
Pulichinthala HES	364.48	2.71	361.77	16.23	378.00	12.49%	29.02	15.50%	11.20%
Total	18929.91	7310.97	11618.93	2401.59	14020.52		1695.46		


 Chief Engineer
 Coal & Commercial
 TSGENCO, V.S., Hyderabad-82.

Annexure - A3									
Return on Capital Employed (RoCE)(FY2018-19)									
Rs in Cr									
Name of the Station	Gross Fixed Asset(G.F.A)(1)	Accumulated depreciation (2)	Net block 3= (1-2)	Working Capital (4)	Capital Employed (3+4)	WACC	RoCE	Equity rate	Wt avg Loan rate
KTPS O&M	1112.87	912.47	200.40	532.35	732.75	11.62%	85.11	15.50%	9.95%
KTPS-V	2135.66	1666.15	469.51	359.14	828.65	11.62%	96.25	15.50%	9.95%
KTPS VI	2519.93	1135.60	1384.33	406.59	1790.92	11.68%	209.14	15.50%	10.04%
RTS -B	93.26	51.83	41.43	46.55	87.97	11.62%	10.22	15.50%	9.95%
KTPP-I	2587.51	1374.46	1213.05	422.80	1635.85	11.67%	190.92	15.50%	10.03%
KTPP Stage -II	3360.74	335.68	3025.06	500.11	3525.18	11.62%	409.45	15.50%	9.95%
Nagarjuna Complex	1948.10	768.13	1179.97	78.16	1258.13	11.62%	146.13	15.50%	9.95%
Srisailem LBHES	3376.06	1419.56	1956.50	136.79	2093.29	13.40%	280.50	15.50%	12.50%
Small Hydel(Pochampad -I ,Singur , Nizam sagar& Palair HES)	120.84	73.99	46.85	11.37	58.22	13.40%	7.80	15.50%	12.50%
Mini Hydel (Peddapally)	31.35	16.43	14.92	2.16	17.08	13.40%	2.29	15.50%	12.50%
Pochampad Stage -II	29.74	7.24	22.50	2.10	24.59	11.72%	2.88	15.50%	10.10%
Priyadharshini Jurala	689.79	180.84	508.95	29.41	538.36	11.62%	62.53	15.50%	9.95%
Lower Jurala HES	1549.18	146.89	1402.29	66.05	1468.35	11.64%	170.86	15.50%	9.98%
Pulichinthala HES	442.63	14.15	428.48	19.76	448.25	12.49%	49.85	15.50%	11.20%
Total	19997.66	8103.42	11894.24	2613.34	14507.58		1723.93		
New Station									
KTPS-VII	4604.92	0.00	4604.92	681.02	5285.94	12.11%	168.33	16.00%	10.44%


 Chief Engineer
 Coal & Commercial
 TSGENCO, V.S., Hyderabad-82

Annexure -A4

Depreciation FY2014-19

(Rs in Crs)

S.No.	Name of the Station	FY 2014-2015	FY 2015-2016	FY 2016-2017	FY 2017-2018	FY 2018-2019	Total
1	KTPS O&M	64.17	64.17	64.17	64.17	64.17	320.85
2	KTPS-V	12.63	11.31	10.25	10.23	8.81	53.23
3	KTPS VI	181.69	181.69	181.69	181.69	181.69	908.45
4	RTS -B	2.71	2.71	2.71	2.71	2.71	13.55
5	KTPP-I	183.85	184.28	185.35	184.10	182.97	920.55
6	KTPP Stage -II	0.00	0.00	164.67	171.01	171.01	506.69
7	Nagarjuna Complex	34.85	31.93	31.67	34.18	47.28	179.91
8	Srisaillam LBHES	113.91	113.91	113.91	113.91	113.91	569.55
9	Small Hydels(Pochampad -I ,Singur , Nizam sagar& Palair HES)	4.00	4.01	4.00	3.94	3.91	19.86
10	Mini Hydels(Pedda pally HES)	0.03	0.03	0.90	0.89	0.89	2.74
11	Pochampad Stage -II	1.00	1.00	1.00	1.00	1.00	5.00
12	Priyadharshini Jurala	22.79	22.79	22.79	22.79	22.79	113.95
13	Lower Jurala HES	0.00	21.29	58.65	66.95	66.95	213.84
14	Pulichinthala HES	0.00	0.00	2.71	11.44	17.06	31.21
	Grand Total	621.63	639.12	844.47	869.01	885.15	3859.38
15	KTPS-VII	0.00	0.00	0.00	0.00	63.95	63.95
		621.63	639.12	844.47	869.01	949.10	3923.33


 Chief Engineer
 Coal & Commercial
 TSGENCO, W.S., Hyderabad-82

Annexure -A5							
O&M charges (FY2014-19)							
S.No	Name of the Station	FY 2014-2015	FY 2015-2016	FY 2016-2017	FY 2017-2018	FY 2018-2019	(Rs in Crs) FY 2014-19
1	KTPS O&M	372.90	396.32	421.29	415.53	488.97	2095.01
2	KTPS-V	143.40	152.40	162.00	172.20	219.67	849.67
3	KTPS VI	96.00	102.06	108.48	115.32	147.10	568.96
4	RTS -B	32.37	34.40	36.57	38.87	49.58	191.79
5	KTPP-I	96.00	102.06	108.48	115.32	147.10	568.96
6	KTPP Stage -II	0.00	2.41	117.14	124.56	158.81	402.92
7	Nagarjuna Complex	50.91	52.95	55.07	57.27	71.47	287.67
8	Srisailam LBHES	41.29	42.94	44.66	46.44	57.96	233.29
9	Small Hydel(Pochampad -I ,Singur , Nizam sagar& Palair HES)	18.53	19.27	20.05	20.85	26.02	104.72
10	Mini Hydels (Peddapally HES)	3.14	3.27	3.40	3.54	4.42	17.77
11	Pochampad Stage -II	3.10	3.22	3.35	3.49	4.36	17.52
12	Priyadharshini Jurala	19.39	20.17	20.97	21.81	27.23	109.57
13	Lower Jurala HES(New Station)	0.00	9.66	21.11	28.88	36.04	95.70
14	Pulichinthala HES(New Station)	0.00	-	2.06	4.19	8.85	15.10
	Grand Total	877.03	941.13	1124.63	1168.27	1447.57	5558.64
	New station						
15	KTPS VII	-	-	-	-	55.69	55.69


 Chief Engineer
 Coal & Commercial
 TSGENCO, V.S., Hyderabad-82

Annexure-IV								
Spares(FY2014-19)								
								(Rs in Crs)
	Name of the Station	Capacity (MW)	2014-15	2015-16	2016-17	2017-18	2018-19	Total
1	KTPS O&M	720	43.89	46.14	48.53	50.53	52.61	241.71
2	KTPS-V	500	33.78	35.20	36.62	38.14	39.68	183.43
3	KTPS VI	500	24.84	25.94	26.98	29.06	30.48	137.31
4	RTS -B	62.5	0.60	0.83	0.93	0.97	1.01	4.34
5	KTPP-I	500	26.31	27.56	28.78	29.93	31.12	143.69
6	KTPP Stage -II	600	0.00	30.39	31.61	32.94	37.53	132.48
7	Nagarjuna Complex	875.6	23.71	24.67	25.66	26.82	28.06	128.91
8	Srisailem LBHES	900	48.35	50.25	52.29	54.39	56.56	261.84
9	Small Hydel(Pochampad -I ,Singur , Nizam sagar& Palair HES)	54	2.48	2.59	2.69	2.80	2.91	13.47
10	Mini Hydels(Peddapally HES)	9.16	0.45	0.47	0.49	0.51	0.53	2.45
11	Pochampad Stage -II	9	0.31	0.32	0.33	0.35	0.36	1.67
12	Priyadharshini Jurala	234	7.14	7.44	7.75	8.06	8.39	38.77
13	Lower Jurala HES	240	0.00	11.42	15.76	16.67	17.41	61.26
14	Pulichinthala HES	120	0.00	0.00	2.27	3.79	4.76	10.82
	Grand Total	5324.26	211.86	263.21	280.69	294.96	311.42	1362.14
	New Station							
15	KTPS VII	800	0.00	0.00	0.00	0.00	46.05	46.05

Actual Interest rates on Loans (FY 2014-19)						
Sl No	Name of the Station	2014-15	2015-16	2016-17	2017-18	2018-19
1	KTPS O&M	12.50%	11.67%	11.07%	11.07%	9.95%
2	KTPS-V	12.50%	12.50%	12.50%	9.95%	9.95%
3	KTPS VI	11.95%	11.87%	11.28%	10.11%	10.04%
4	RTS -B	12.50%	12.50%	12.50%	9.95%	9.95%
5	KTPP-I	11.96%	12.11%	11.40%	10.11%	10.03%
6	KTPP Stage -II	0.00	11.87%	11.93%	11.24%	9.95%
7	Nagarjuna Complex	12.50%	12.50%	11.13%	9.95%	9.95%
8	Srisaillam LBHES	12.50%	12.50%	12.50%	12.50%	12.50%
9	Small Hydel(Pochampad -I ,Singur , Nizam sagar& Palair HES)	12.50%	12.50%	12.50%	12.50%	12.50%
10	Mini Hydel (Peddapally HES)	12.50%	12.50%	12.50%	12.50%	12.50%
11	Pochampad Stage -II	12.35%	11.66%	11.52%	10.10%	10.10%
12	Priyadharshini Jurala	12.14%	12.20%	11.32%	9.95%	9.95%
13	Lower Jurala HES	0.00	12.33%	11.45%	10.02%	9.98%
14	Pulichinthala HES	0.00	0.00	11.20%	11.20%	11.20%
15	KTPS-VII					10.44%


 Chief Engineer
 Coal & Commercial
 TSGENCO, V.S., Hyderabad-82

Annexure A-6					
Fixed charges (FY2014-15)					
(Rs in Crs)					
S.No	Name of the Station	RoCE	Depreciation	O&M	Fixed charges
1	KTPS O&M	117.25	64.17	372.90	554.32
2	KTPS-V	104.60	12.63	143.40	260.63
3	KTPS VI	313.40	181.69	96.00	591.09
4	RTS -B	8.48	2.71	32.37	43.56
5	KTPP-I	291.56	183.85	96.00	571.41
6	KTPP Stage -II	0.00	0.00	0.00	0.00
7	Nagarjuna Complex	68.90	34.85	50.91	154.66
8	Srisailem LBHES	341.20	113.91	41.29	496.40
9	Small Hydel(Pochampad -I, Singur , Nizam sagar& Palair HES)	9.64	4.00	18.53	32.17
10	Mini Hydel (Peddapally HES)	2.46	0.03	3.14	5.63
11	Pochampad Stage -II	3.75	1.00	3.10	7.85
12	Priyadharshini Jurala	82.43	22.79	19.39	124.61
13	Lower Jurala HES	0.00	0.00	0.00	0.00
14	Pulichinthala HES	0.00	0.00	0.00	0.00
	Sub total	1343.67	621.63	877.03	2842.33
	Additional Interest on pension bonds (Over and above schedule)				504.30
	Total				3346.63

Annexure A-6					
Fixed charges (FY2015-16)					
(Rs in Crs)					
S.No	Station	RoCE	Depreciation	O&M	Fixed charges
1	KTPS O&M	109.54	64.17	396.32	570.03
2	KTPS-V	104.50	11.31	152.40	268.21
3	KTPS VI	283.89	181.69	102.06	567.64
4	RTS -B	11.55	2.71	34.40	48.66
5	KTPP-I	274.70	184.28	102.06	561.04
6	KTPP Stage -II	9.77	0.00	2.41	12.18
7	Nagarjuna Complex	64.46	31.93	52.95	149.34
8	Srisailem LBHES	325.50	113.91	42.94	482.35
9	Small Hydel(Pochampad -I ,Singur , Nizam sagar & Palair HES)	9.17	4.01	19.27	32.45
10	Mini Hydel (Peddapally HES)	2.47	0.03	3.27	5.77
11	Pochampad Stage -II	3.49	1.00	3.22	7.71
12	Priyadharshini Jurala	79.78	22.79	20.17	122.74
13	Lower Jurala HES	74.43	21.29	9.66	105.38
14	Pulichinthala HES	0.00	0.00	0.00	0.00
	Sub total	1353.25	639.12	941.13	2933.50
	Additional Interest on pension bonds (Over and above schedule)				593.88
	Total	1353.25	639.12	941.13	3527.38


 Chief Engineer
 Coal & Commercial
 TSGENCO, V.S., Hyderabad-82

Annexure A-6					
Fixed charges (FY2016-17)					
(Rs in Crs)					
S.No	Station	RoCE	Depreciation	O&M	Fixed charges
1	KTPS O&M	107.60	64.17	421.29	593.06
2	KTPS-V	104.95	10.25	162.00	277.20
3	KTPS VI	252.13	181.69	108.48	542.30
4	RTS -B	12.34	2.71	36.57	51.62
5	KTPP-I	242.97	185.35	108.48	536.80
6	KTPP Stage -II	451.85	164.67	117.14	733.66
7	Nagarjuna Complex	55.88	31.67	55.07	142.62
8	Srisaalam LBHES	310.69	113.91	44.66	469.26
9	Small Hydel(Pochampad -I ,Singur , Nizam sagar & Palair HES)	8.66	4.00	20.05	32.71
10	Mini Hydels(Peddapally HES)	2.49	0.90	3.40	6.79
11	Pochampad Stage -II	3.34	1.00	3.35	7.69
12	Priyadharshini Jurala	73.26	22.79	20.97	117.02
13	Lower Jurala HES	147.34	58.65	21.11	227.10
14	Pulichinthala HES	14.86	2.71	2.06	19.63
	Sub total	1788.36	844.47	1124.63	3757.46
	Additional Interest on pension bonds (Over and above schedule)				612.16
	Total	1788.36	844.47	1124.63	4369.62

Annexure A-6					
Fixed charges (FY2017-18)					
(Rs in Crs)					
S.No	Station	RoCE	Depreciation	O&M	Fixed charges
1	KTPS O&M	97.75	64.17	415.53	577.45
2	KTPS-V	94.12	10.23	172.20	276.55
3	KTPS VI	226.71	181.69	115.32	523.72
4	RTS -B	10.18	2.71	38.87	51.76
5	KTPP-I	203.50	184.10	115.32	502.92
6	KTPP Stage-II	415.73	171.01	124.56	711.30
7	Nagarjuna Complex	66.44	34.18	57.27	157.89
8	Srisailem LBHES	295.42	113.91	46.44	455.77
9	Small Hydels(Pochampad -I ,Singur , Nizam sagar & Palair HES)	8.15	3.94	20.85	32.94
10	Mini Hydels(Peddapally HES)	2.38	0.89	3.54	6.81
11	Pochampad Stage -II	2.96	1.00	3.49	7.45
12	Priyadharshini Jurala	64.93	22.79	21.81	109.53
13	Lower Jurala HES	178.17	66.95	28.88	274.00
14	Pulichinthala HES	29.02	11.44	4.19	44.65
	Sub total	1695.46	869.01	1168.27	3732.74
	Additional Interest on pension bonds (Over and above schedule)				641.11
	Total	1695.46	869.01	1168.27	4373.85


 Chief Engineer
 Coal & Commercial
 TSGENCO, V.S., Hyderabad-82

Annexure A-6					
Fixed charges (FY2018-19)					
(Rs in Crs)					
S.No	Station	RoCE	Depreciation	O&M	Fixed charges
1	KTPS O&M	85.11	64.17	488.97	638.25
2	KTPS-V	96.25	8.81	219.67	324.73
3	KTPS VI	209.14	181.69	147.10	537.93
4	RTS -B	10.22	2.71	49.58	62.51
5	KTPP-I	190.92	182.97	147.10	520.99
6	KTPP Stage -II	409.45	171.01	158.81	739.27
7	Nagarjuna Complex	146.13	47.28	71.47	264.88
8	Srisailem LBHES	280.50	113.91	57.96	452.37
9	Small Hydel (Pochampad -I ,Singur , Nizam sagar& Palair HES)	7.80	3.91	26.02	37.73
10	Mini Hydels(Peddapally HES)	2.29	0.89	4.42	7.59
11	Pochampad Stage -II	2.88	1.00	4.36	8.24
12	Priyadharshini Jurala	62.53	22.79	27.23	112.55
13	Lower Jurala HES	170.86	66.95	36.04	273.85
14	Pulichinthala HES	49.85	17.06	8.85	75.76
	Sub total	1723.93	885.15	1447.57	4056.65
	Additional Interest on pension bonds (Over and above schedule)				984.46
	Total	1723.93	885.15	1447.57	5041.11


 Chief Engineer
 Coal & Commercial
 TSGE NCO, V.S., Hyderabad-82

ANNEXURE -A6								
Year wise True up Fixed charges (FY 2014-19)								
(Rs in Crs)								
S.No	Name of the Station	Capacity MW	2014-15	2015-16	2016-17	2017-18	2018-19	2014-19
1	KTPS O&M	720	554.32	570.03	593.06	577.45	638.25	2933.11
2	KTPS-V	500	260.63	268.21	277.20	276.55	324.73	1407.32
3	KTPS VI	500	591.09	567.64	542.30	523.72	537.93	2762.69
4	RTS -B	62.5	43.56	48.66	51.62	51.76	62.51	258.12
5	KTPP-I	500	571.41	561.04	536.80	502.92	520.99	2693.16
6	KTPP Stage -II	600	0.00	12.18	733.66	711.30	739.27	2196.41
7	Nagarjuna Complex (Main & Left Canal)	875.6	154.66	149.34	142.62	157.89	264.88	869.38
8	Srisaiflam LBHES	900	496.40	482.35	469.26	455.77	452.37	2356.14
9	Small Hydel(Pochampad -I ,Singur , Nizam sagar& Palair HES)	54	32.17	32.45	32.71	32.94	37.73	167.99
10	Mini Hydels(Peddapally HES)	9.16	5.63	5.77	6.79	6.81	7.59	32.60
11	Pochampad Stage -II	9	7.85	7.71	7.69	7.45	8.24	38.94
12	Priyadharshini Jurala	234	124.61	122.74	117.02	109.53	112.55	586.45
13	Lower Jurala HES	240	0.00	105.38	227.10	274.00	273.85	880.33
14	Pulichinthala HES	120	0.00	0.00	19.63	44.65	75.76	140.05
	Total	5324.26	2842.33	2933.50	3757.46	3732.74	4056.65	17322.68
	Additional Interest on pension bonds (Over and above schedule)		504.30	593.88	612.16	641.11	984.46	3335.91
	Total	5324.26	3346.63	3527.38	4369.62	4373.85	5041.11	20658.59
	Water Royalty & Cess Charges		10.05	7.55	16.56	16.37	15.85	66.38
	IT (SAP/FLM)					2.2	1.28	3.48
	Total	5324.26	3356.68	3534.93	4386.18	4392.42	5058.24	20728.45
	New stations							
15	KTPS-VII	800.00	0.00	0.00	0.00	0.00	287.97	287.97
	Total	6124.26	3356.68	3534.93	4386.18	4392.42	5346.21	21016.43
	Income tax paid		23.42	14.64	34.12	29.96	0.00	102.14
	Grand Total		3380.10	3549.57	4420.30	4422.38	5346.21	21118.57

Annexure A-6					
Total True up Fixed charges (FY2014-19)					
(Rs in Crs)					
S.No	Station	RoCE	Depreciation	O&M	Fixed charges
1	KTPS O&M	517.25	320.85	2095.01	2933.11
2	KTPS-V	504.42	53.23	849.67	1407.32
3	KTPS VI	1285.28	908.45	568.96	2762.69
4	RTS -B	52.77	13.55	191.79	258.12
5	KTPP-I	1203.65	920.55	568.96	2693.16
6	KTPP Stage -II	1286.81	506.69	402.92	2196.41
7	Nagarjuna Complex	401.80	179.91	287.67	869.38
8	Srisaïlam LBHES	1553.30	569.55	233.29	2356.14
9	Small Hydels(Pochampad -I ,Singur , Nizam sagar& Palair HES)	43.41	19.86	104.72	167.99
10	Mini Hydels(Peddapally HES)	12.09	2.74	17.77	32.60
11	Pochampad Stage -II	16.42	5.00	17.52	38.94
12	Priyadharshini Jurala	362.93	113.95	109.57	586.45
13	Lower Jurala HES	570.80	213.84	95.70	880.33
14	Pulichinthala HES	93.73	31.21	15.10	140.05
	Sub total	7904.67	3859.38	5558.64	17322.68
	Additional Interest on pension bonds (Over and above schedule)				3335.91
	Total	7904.67	3859.38	5558.64	20658.59
	Water Royalty & Cess Charges				66.38
	IT (SAP &FLM)				3.48
	New stations				
15	KTPS-VII	168.33	63.95	55.69	287.97
	Total				21016.43
	Income tax paid				102.14
	Grand Total				21118.57

ANNEXURE -A7								
Adjusted True up Fixed charges based on Availability (FY 2014-19)								
S.No	Name of the Station	Capacity MW	2014-15	2015-16	2016-17	2017-18	2018-19	2014-19
								(Rs in Crs)
1	KTPS O&M	720	521.06	556.04	527.05	517.76	571.44	2693.35
2	KTPS-V	500	260.63	268.21	277.20	276.55	324.73	1407.32
3	KTPS VI	500	591.09	567.64	542.30	523.72	537.93	2762.69
4	RTS -B	62.5	21.10	45.53	51.62	51.76	62.51	232.53
5	KTPP-I	500	571.41	561.04	536.80	502.92	520.99	2693.16
6	KTPP Stage -II	600	0.00	11.88	591.25	661.76	645.42	1910.31
7	Nagarjuna Complex (Main & Left Canal)	875.6	154.66	149.34	142.62	157.89	264.88	869.38
8	Srisaalam LBHES	900	473.29	482.35	469.26	455.77	452.37	2333.03
9	Small Hydel(Pochampad -I ,Singur , Nizam sagar& Palair HES)	54	32.17	32.45	32.71	32.94	37.73	167.99
10	Mini Hydels(Peddapally HES)	9.16	5.63	5.77	6.79	6.81	7.59	32.60
11	Pochampad Stage -II	9	7.85	7.71	7.69	7.45	8.24	38.94
12	Priyadharshini Jurala	234	124.61	122.74	117.02	109.53	112.55	586.45
13	Lower Jurala HES	240	0.00	105.38	227.10	274.00	273.85	880.33
14	Pulichinthala HES	120	0.00	0.00	19.63	44.65	75.76	140.05
	Total	5324.26	2763.51	2916.07	3549.04	3623.51	3896.00	16748.12
	Additional Interest on pension bonds (Over and above schedule)	0	504.30	593.88	612.16	641.11	984.46	3335.91
	Total	5324.26	3267.81	3509.95	4161.20	4264.62	4880.46	20084.03
	Water Royalty & Cess Charges		10.05	7.55	16.56	16.37	15.85	66.38
	IT (SAP/FLM)					2.2	1.28	3.48
	Grand Total	5324.26	3277.86	3517.50	4177.76	4283.19	4897.59	20153.89
15	KTPS-VII	800	0.00	0.00	0.00	0.00	287.97	287.97
	Total	6124.26	3277.86	3517.50	4177.76	4283.19	5185.56	20441.86
	Income tax paid		23.42	14.64	34.12	29.96	0.00	102.14
	Grand Total		3301.28	3532.14	4211.88	4313.15	5185.56	20544.00


 Chief Engineer
 Coal & Commercial
 TSGENCO, V.S., Hyderabad-82

ANNEXURE -A8

Year wise Fixed charges claimed (FY 2014-19)								
S.No	Name of the Station	Capacity MW	2014-15	2015-16	2016-17	2017-18	2018-19	2014-19
1	KTPS O&M	720	501.88	526.67	480.74	460.93	446.15	2416.37
2	KTPS-V	500	254.52	261.74	268.50	266.35	275.96	1327.07
3	KTPS VI	500	590.82	567.22	548.14	506.33	494.25	2706.76
4	RTS -B	62.5	20.88	44.90	50.31	51.04	53.35	220.48
5	KTPP-I	500	596.28	581.63	567.72	524.03	510.71	2780.37
6	KTPP Stage -II	600	0.00	12.69	629.58	671.85	623.84	1937.96
7	Nagarjuna Complex (Main & Left Canal)	875.6	152.92	147.53	145.13	158.00	264.04	867.62
8	Srisaalam LBHES	900	471.36	480.29	467.11	418.48	409.72	2246.96
9	Small Hydel(Pochampad -I ,Singur , Nizam sagar& Palair HES)	54	31.96	32.23	32.48	31.74	32.18	160.59
10	Mini Hydels(Peddapally HES)	9.16	5.62	5.75	6.77	6.50	6.57	31.21
11	Pochampad Stage -II	9	7.88	7.88	7.87	7.47	7.54	38.64
12	Priyadharshini Jurala	234	125.96	123.77	121.69	110.72	109.66	591.80
13	Lower Jurala HES	240	0.00	118.70	238.32	269.55	264.73	891.30
14	Pulichinthala HES	120	0.00	0.00	20.00	37.65	63.00	120.65
	Total	5324.26	2760.08	2911.00	3584.36	3520.64	3561.70	16337.78
	Additional Interest on pension bonds (Over and above schedule)	0	469.84	552.96	569.73	596.27	684.34	2873.14
	Total	5324.26	3229.92	3463.96	4154.09	4116.91	4246.04	19210.92
	Water Royalty & Cess Charges							0.00
	IT (SAP/FLM)							0.00
	Grand Total		3229.92	3463.96	4154.09	4116.91	4246.04	19210.92
15	KTPS-VII*	800					164.05	164.05
	Total	6124.26	3229.92	3463.96	4154.09	4116.91	4410.09	19374.97
	* As per RTO 2018-19 the fixed charges has been claimed							


 Chief Engineer
 Civil & Commercial
 TSS, Hyderabad-82

Annexure -A9								
Fixed charges to be claimed after True up (FY 2014-19)								
								(Rs in Crs)
S.No	Name of the Station	Capacity MW	2014-15	2015-16	2016-17	2017-18	2018-19	2014-19
1	KTPS O&M	720	19.18	29.37	46.31	56.83	125.29	276.98
2	KTPS-V	500	6.11	6.47	8.70	10.20	48.77	80.25
3	KTPS VI	500	0.27	0.42	-5.84	17.39	43.68	55.93
4	RTS -B	62.5	0.22	0.63	1.31	0.72	9.16	12.05
5	KTPP-I	500	-24.87	-20.59	-30.92	-21.11	10.28	-87.21
6	KTPP Stage -II	600	0.00	-0.81	-38.33	-10.09	21.58	-27.65
7	Nagarjuna Complex (Main & Left Canal)	875.6	1.74	1.81	-2.51	-0.11	0.84	1.76
8	Srisailem LBHES	900	1.93	2.06	2.15	37.29	42.65	86.07
9	Small Hydel(Pochampad -I ,Singur , Nizam sagar & Palair HES)	54	0.21	0.22	0.23	1.20	5.55	7.40
10	Mini Hydels(Peddapally HES)	9.16	0.01	0.02	0.02	0.31	1.02	1.39
11	Pochampad Stage -II	9	-0.03	-0.17	-0.18	-0.02	0.70	0.30
12	Priyadharshini Jurala	234	-1.35	-1.03	-4.67	-1.19	2.89	-5.35
13	Lower Jurala HES	240	0.00	-13.32	-11.22	4.45	9.12	-10.97
14	Pulichinthala HES	120	0.00	0.00	-0.37	7.00	12.76	19.40
	Total	5324.26	3.43	5.07	-35.32	102.87	334.30	410.34
	Additional Interest on pension bonds (Over and above schedule)		34.46	40.92	42.43	44.84	300.12	462.77
	Total		37.89	45.99	7.11	147.71	634.42	873.11
	Water Royalty & Cess Charges		10.05	7.55	16.56	16.37	15.85	66.38
	IT (SAP/FLM)					2.2	1.28	3.48
15	KTPS-VII	800	0.00	0.00	0.00	0.00	123.93	123.93
	Total	6124.26	47.94	53.54	23.67	166.28	775.48	1066.90
	Income tax paid		23.42	14.64	34.12	29.96	0.00	102.14
	Grand Total		71.36	68.18	57.79	196.24	775.48	1169.04


 Chief Engineer
 Coal & Commercial
 TSGENCO, V.S., Hyderabad-82